

3 SERIES (10N) TORCH MODELS 17, 18, 26

THREAD PATTERN: 3/8" x 32

CUP	COLLET BODY	COLLET	HEATSHIELD	TORCH	BACKCAP
-----	-------------	--------	------------	-------	---------

ALUMINA
3A4 (10N50)
3A5 (10N49)
3A6 (10N48)
3A7 (10N47)



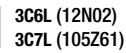
ALUMINA - LONG
3A5L (10N49L)
3A6L (10N48L)



CERAMIC
3C4 (105Z43)
3C5 (105Z42)
3C6 (105Z44)
3C7 (105Z45)




CERAMIC - LONG
3C4L (12N03)
3C5L (105Z60)



STANDARD

3CB20 (10N29)
3CB40 (10N30)
3CB116 (10N31)
3CB332 (10N32)
3CB418 (10N28)
3CB532 (406488)



STANDARD

3C20 (10N21)
3C40 (10N22)
3C116 (10N23)
3C332 (10N24)
3C418 (10N25)
3C532 (54N20)





WEDGE
3C040GS
3C116GS
3C332GS




REVERSE
7C20
7C40
7C116



STANDARD
300HS



LONG
300L (57Y02)



MEDIUM
300M (34015)



SHORT
300S (57Y04)



TORCHES
 USED ON:

- CK150**
- CKC150**
- CK210**
- CK300**
- CK510**
- TL210**
- TL300**
- TL18**
- TL26**
- FL3L (FL150/FL250)**
- CK17**
- CK18/CK18HD**
- CK26/CK26HD**
- CKM350**
- CWHTL300***
- CWH350***
- CWM350***

**Contact CK Worldwide for heatshield.*

3 SERIES CONSUMABLES

ACCESSORIES & PARTS

